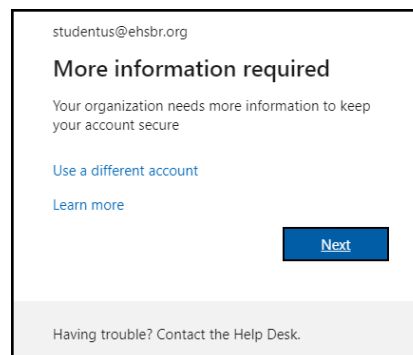


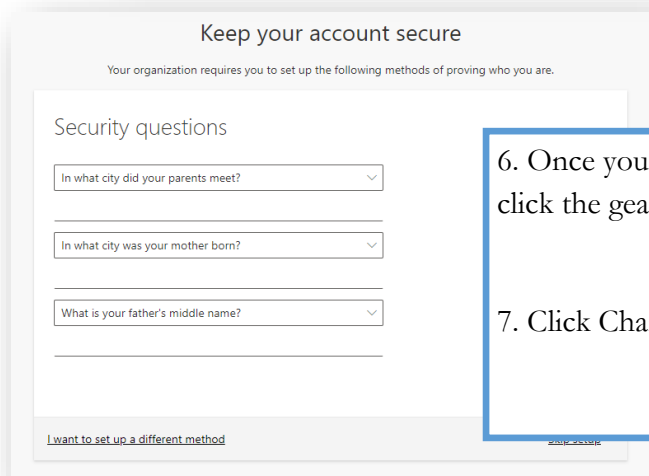
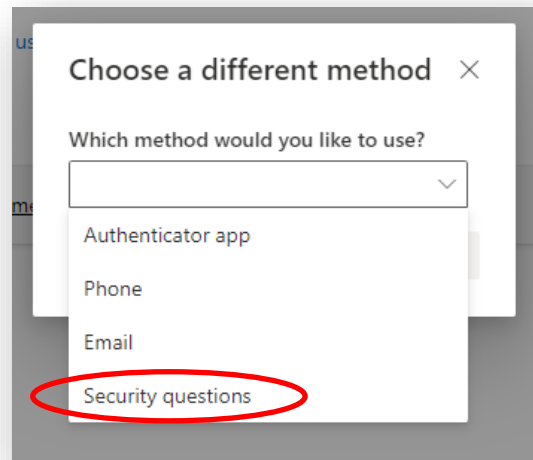
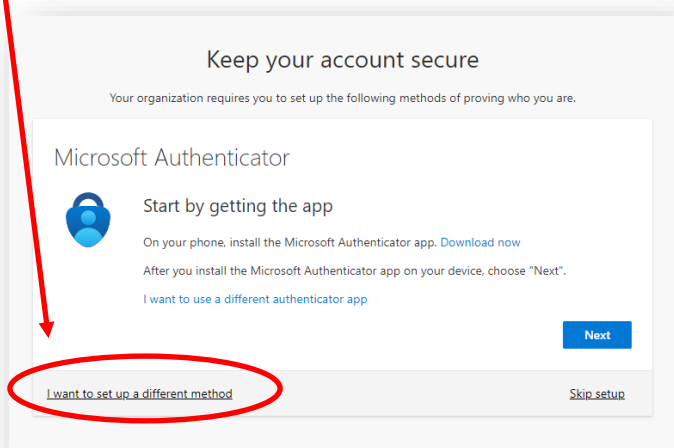
# EPISCOPAL PASSWORD RESET

## Upper School Students

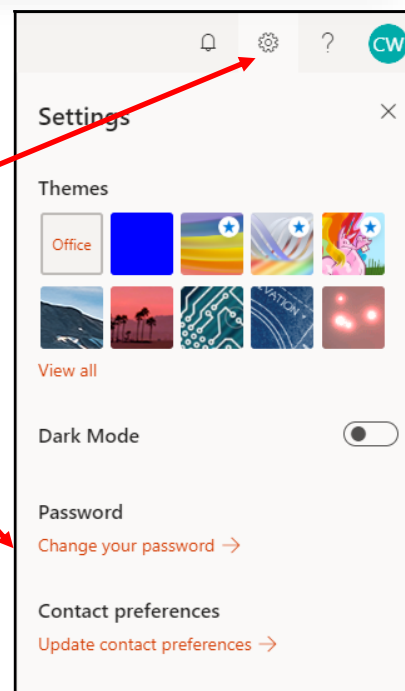
1. Go to [login.microsoftonline.com](https://login.microsoftonline.com)
2. Enter your full email address
3. Enter your temporary password
4. More Info Required > Click Next
5. "I want to set up a different method"



5. Upper School students will be prompted to setup more security to their accounts. We recommend selecting **"I want to set up a different method."** > Next. Click the drop down > select Security Questions > Confirm and select questions and answers you can remember then click Done.



6. Once you are logged in, click the gear icon
7. Click Change your password



Quick Links if you need further help:

Direct link to [Password Reset](#).

Direct Link to [Security Setup](#).

Still need help? Email: [helpdesk@ehsbr.org](mailto:helpdesk@ehsbr.org)